





District Health Assessment for Multiple District 411 through December 2025

		Clubs							Membership							Member Strength		Cancellation		Reports			Finance	Leadership			
District Name	Status/ Number of Months in Status *	Active Clubs	Clubs in Status Quo	Total Clubs	% Status Quo Clubs in Financial Suspension	New Clubs	Cancelled Clubs	YTD Net Club Gain/Loss	Current Members In Active Clubs	Current Members In Status Quo Clubs	Current Total Members Count	YTD Add	YTD Drop	YTD NetGrowth (includes Active and Status Quo)	YTD NetGrowth% (includes Active and Status Quo)	Member Count 12 Months Ago	Average Member Count Per Club	% of Clubs with less than 20 members	Average Cancelled Club Age	Members Lost Due to Cancelled Clubs	% of Clubs Reporting Service	% No MMR in 3 Months	% No Officer Report in 12 months	% of Clubs with balance 90+ days	Number of Zone Chairs Recorded	Number of Region Chairs Recorded	District Officers Vacancies **
411 A		64	2	66	100%	2	2	0	1679	30	1709	170	172	-2	-0.12%	1,589	26	35%	1	42	64%	61%	6%	17%	14	9	
411 B		61	2	63	100%	3	1	2	2470	54	2524	438	162	276	12.28%	2,030	40	25%	5	3	94%	37%	0%	30%	17	5	
411 C	P	20	0	20	0%	2	1	1	576	0	576	139	41	98	20.50%	453	29	20%	2	20	90%	35%	0%	5%	6	2	
		145	4	149	100%	7	4	3	4725	84	4809	747	375	372	8.38%	4,072	33	29%	2	65	80%	47%	3%	21%	37	16	




District Health Assessment for Multiple District 412 through December 2025

		Clubs							Membership							Member Strength		Cancellation		Reports			Finance	Leadership			
District Name	Status/ Number of Months in Status *	Active Clubs	Clubs in Status Quo	Total Clubs	% Status Quo Clubs in Financial Suspension	New Clubs	Cancelled Clubs	YTD Net Club Gain/Loss	Current Members In Active Clubs	Current Members In Status Quo Clubs	Current Total Members Count	YTD Add	YTD Drop	YTD NetGrowth (includes Active and Status Quo)	YTD NetGrowth% (includes Active and Status Quo)	Member Count 12 Months Ago	Average Member Count Per Club	% of Clubs with less than 20 members	Average Cancelled Club Age	Members Lost Due to Cancelled Clubs	% of Clubs Reporting Service	% No MMR in 3 Months	% No Officer Report in 12 months	% of Clubs with balance 90+ days	Number of Zone Chairs Recorded	Number of Region Chairs Recorded	District Officers Vacancies **
412 A	T(24)	55	0	55	0%	2	0	2	844	0	844	129	85	44	5.50%	812	15	69%	0	0	67%	45%	7%	9%	13	3	
412 B	T(24)	27	0	27	0%	2	2	0	584	0	584	127	115	12	2.10%	563	22	48%	2	31	52%	41%	19%	19%	7	1	
		82	0	82	0%	4	2	2	1428	0	1428	256	200	56	4.08%	1,375	17	62%	2	31	62%	44%	11%	12%	20	4	



District Health Assessment for District 413 through December 2025

<div></div> <div>Status/ District Name</div> <div>Number of Months in Status *</div>		Clubs							Membership							Member Strength		Cancellation		Reports			Finance	Leadership			
		Active Clubs	Clubs in Status Quo	Total Clubs	% Status Quo Clubs in Financial Suspension	New Clubs	Cancelled Clubs	YTD Net Club Gain/ Loss	Current Members In Active Clubs	Current Members In Status Quo Clubs	Current Total Members Count	YTD Add	YTD Drop	YTD NetGrowth (includes Active and Status Quo)	YTD NetGrowth% (includes Active and Status Quo)	Member Count 12 Months Ago	Average Member Count Per Club	% of Clubs with less than 20 members	Average Cancelled Club Age	Members Lost Due to Cancelled Clubs	% of Clubs Reporting Service	% No MMR in 3 Months	% No Officer Report in 12 months	% of Clubs with balance 90+ days	Number of Zone Chairs Recorded	Number of Region Chairs Recorded	District Officers Vacancies **
413		48	0	48	0%	0	0	0	1267	0	1267	69	115	-46	-3.50%	1,367	26	40%	0	0	65%	40%	2%	27%	11	5	
		48	0	48	0%	0	0	0	1267	0	1267	69	115	-46	-3.50%	1,367	26	40%	0	0	65%	40%	2%	27%	11	5	



District Health Assessment for Ident 5947 - SOMALIA - UND through December 2025

Status/ District Name of Months in Status *		Clubs							Membership							Member Strength		Cancellation		Reports			Finance	Leadership			
		Active Clubs	Clubs in Status Quo	Total Clubs	% Status Quo Clubs in Financial Suspension	New Clubs	Cancelled Clubs	YTD Net Club Gain/ Loss	Current Members In Active Clubs	Current Members In Status Quo Clubs	Current Total Members Count	YTD Add	YTD Drop	YTD NetGrowth (includes Active and Status Quo)	YTD NetGrowth% (includes Active and Status Quo)	Member Count 12 Months Ago	Average Member Count Per Club	% of Clubs with less than 20 members	Average Cancelled Club Age	Members Lost Due to Cancelled Clubs	% of Clubs Reporting Service	% No MMR in 3 Months	% No Officer Report in 12 months	% of Clubs with balance 90+ days	Number of Zone Chairs Recorded	Number of Region Chairs Recorded	District Officers Vacancies **
Ident 5947 - SOMALIA		3	0	3	0%	1	1	0	59	0	59	26	20	6	11.32%	54	20	33%	8	20	0%	67%	0%	33%	0	0	
		3	0	3	0%	1	1	0	59	0	59	26	20	6	11.32%	54	20	33%	8	20	0%	67%	0%	33%	0	0	

\* - District Status: P - Provisional, T - Transitional.  
\*\* - District Officers Vacancies: DG - District Governor, 1st VDG - First Vice District Governor, 2nd VDG - Second Vice District Governor.